

KX4 Touchscreen

LCD Touch Screen Display Panel

Date: _____

Quantity: _____

Company: _____

Project: _____



The Encelium **KX4 Touchscreen** is a 97.2 mm (4 inches) flush-mount LCD touchscreen display that provides the ability to recall multiple lighting scenes for a given zone. It's ideal for large multi-purpose spaces where lighting requirements vary throughout the day, such as an auditorium or conference room.

With an intuitive panel design, users will be able to easily command various lighting scenarios to achieve the desired atmosphere. The LCD touchscreen provides multiple functions in each lighting zone such as setting brightness levels, recalling set scenes, and switching zones.

The KX4 Touchscreen is powered using a Power over Ethernet (PoE) Injector or PoE Network Switch.

Works with

- Encelium X
 - ▶ DALI Wired
 - ▶ GreenBus Wired
 - ▶ Wireless



Key Features & Benefits

- Control multiple lighting scenes for multi-purpose spaces
- Allows for tunable white lighting and shade control
- Screen appearance can be personalized for every space
- Perfect use for auditoriums, board rooms, large classrooms, and any multi-purpose space

Specifications

SENSING AND CONTROL

Control

- Wireless Communication
- DALI Communication
- GreenBus Communication

Control Options

- Powered using Power-over-Ethernet (PoE) Injector OR PoE Network Switch
- Total number of devices is limited only by memory

Display

- High brightness color TFT LCD, WVGA (400 x 800 pixels) with 16.7M colors
- Flexible configurations for custom buttons, text and graphics
- Integrated high-resolution projected capacitive touch screen
- LED Backlit, 200 nit

Input

- Four relays, 2A at 30 VDC
- Six sense inputs, 2 to 24 VDC

Infrared Output

- One, through control port, 200 mA output
- Drives up to 300 m (1,000 ft) of wire

Built-in Components

- Silicon MEMS microphone
- One speaker, Stereo 2 W, 8 Ohm

ELECTRICAL

Power

- 9 to 16 VDC, 1A maximum

Radio Frequency

- Up to 30.5 m (100 ft), communication with optional wireless interfaces
- 802.15.4 @ 2.4GHz – Zigbee wireless network

ENVIRONMENTAL

Operating Temperature

- 0° to 50°C (32° to 122°F)

Relative Humidity

- 5% to 95%, non-condensing

PHYSICAL

Display Size

- 97.2 mm (4 inches) diagonal

Dimensions (H x W)

- Installation Cut- Out:
74.7 X 131.8 mm (2.9 X 5.2 inches)
- Outer Bezel:
110.5 X 149.2 mm (4.35 X 5.88 inches)

Total Depth in Wall

- 32.1 mm (1.27 inch), with mounting wings 41.2 mm (1.62 inches)¹

Weight

- 252 g (8.9 oz)

Housing Color

- White and Black

Housing Material

- High-impact Molded ABS Plastic

Mounting Option

- Wall Mount, using either integrated mounting wings or screws through front plate

WARRANTY

- For warranty details, refer to the full warranty documentation at encelium.com

CERTIFICATIONS & SAFETY

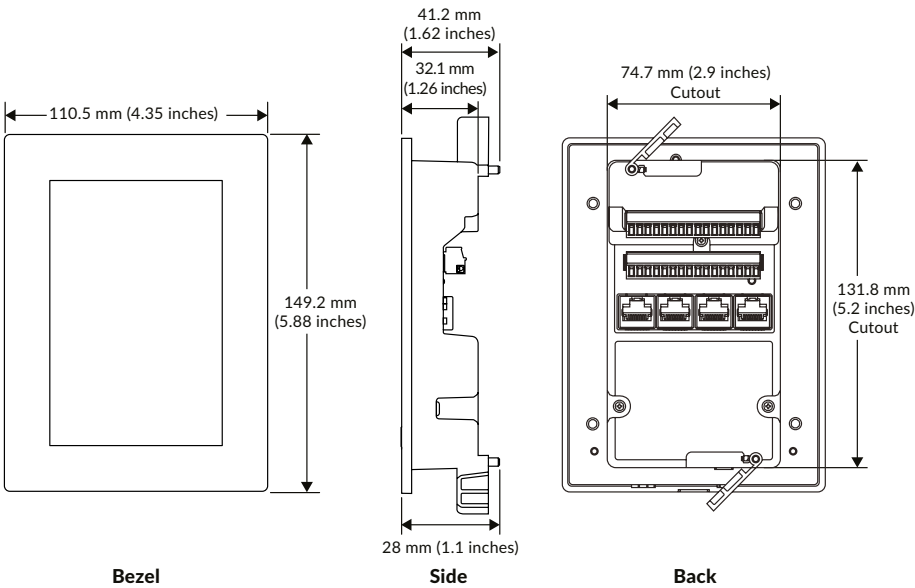
Approbations

- CE
- FCC
- EAC
- RCM



Footnotes: ¹ Additional room may be necessary depending on connections used.

Dimensions



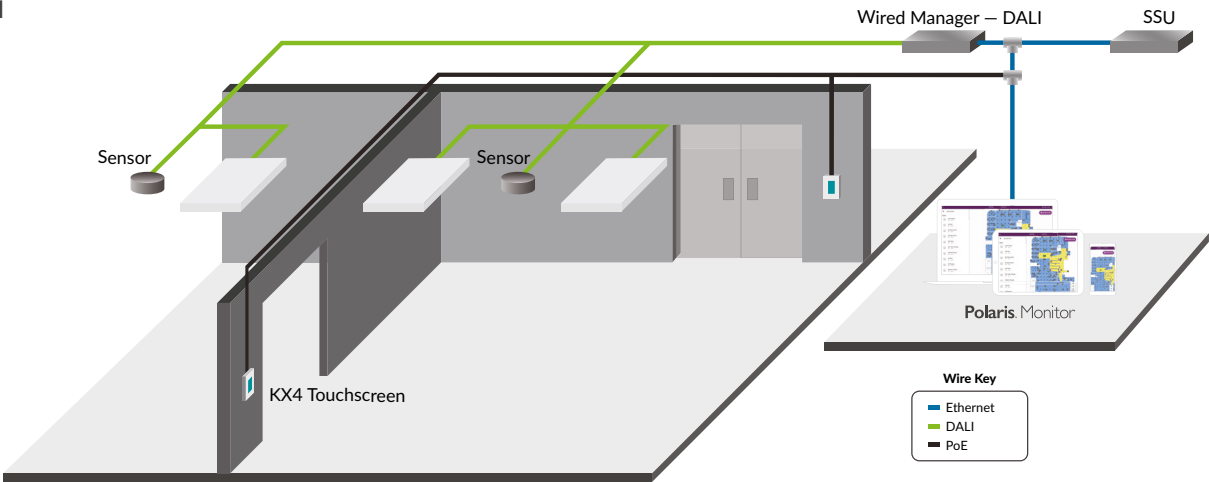
Ordering Information

Ordering Code	Description	Approbation	Communication Network
RTI-KX4	KX4 Touchscreen	FCC, CE, UKCA	Wired and Wireless

Wired System Overview

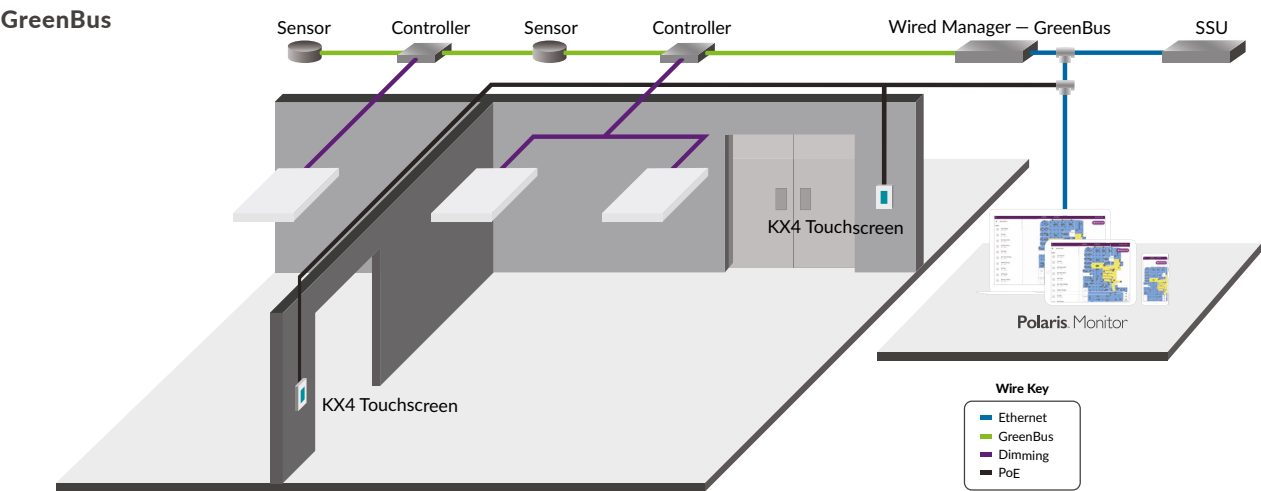
Encelium X enables you to control DALI devices exclusively or a mixture of GreenBus and DALI.

DALI



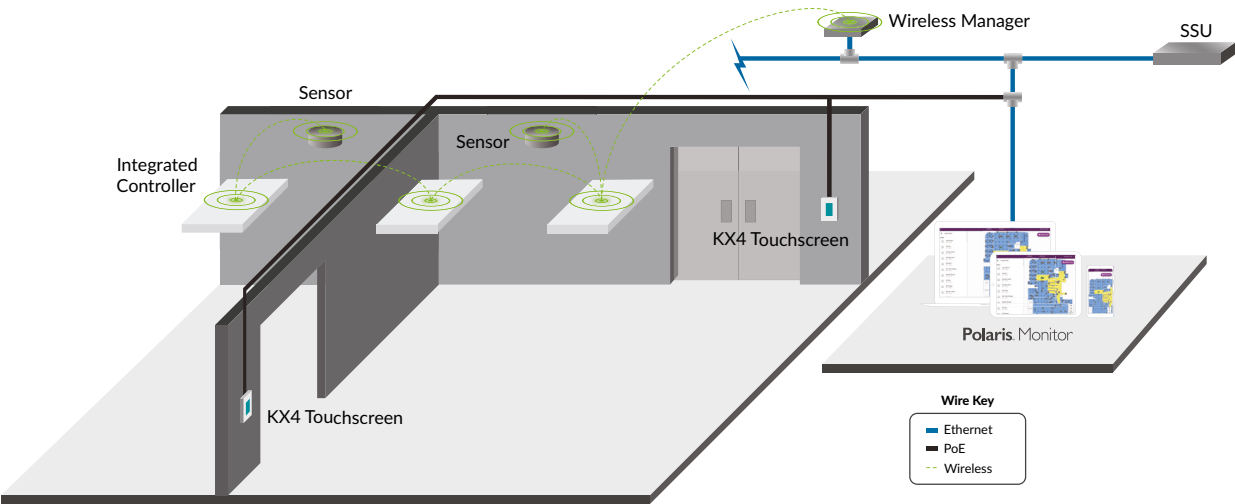
Wired System Overview (cont.)

Encelium X enables you to control DALI devices exclusively or a mixture of GreenBus and DALI.



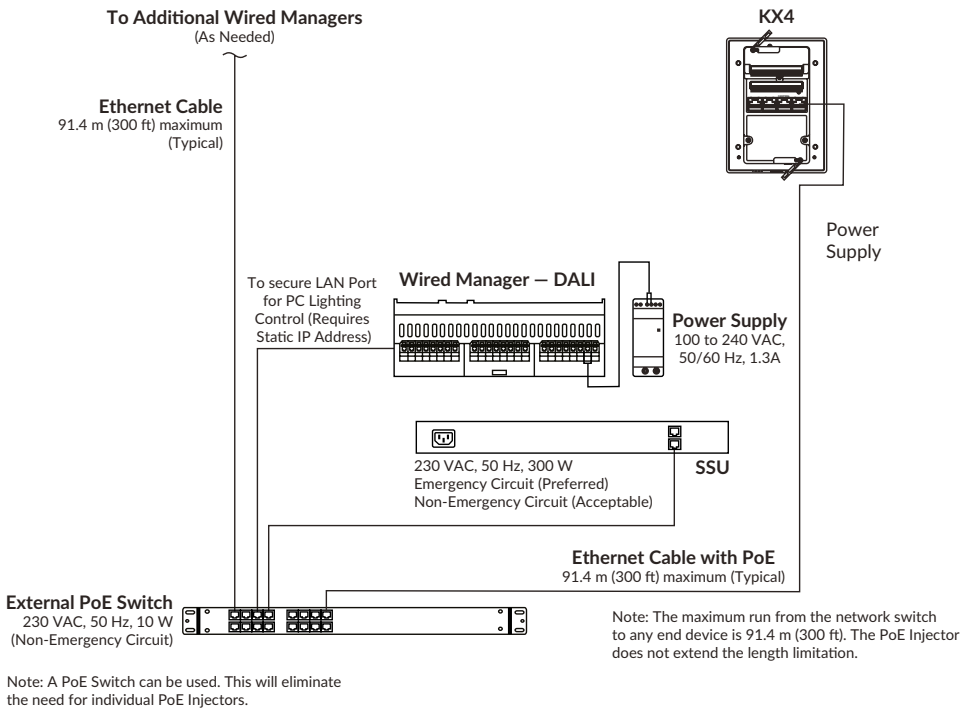
Wireless System Overview

This illustration shows how each component is easily integrated into the Encelium X Lighting Control System.

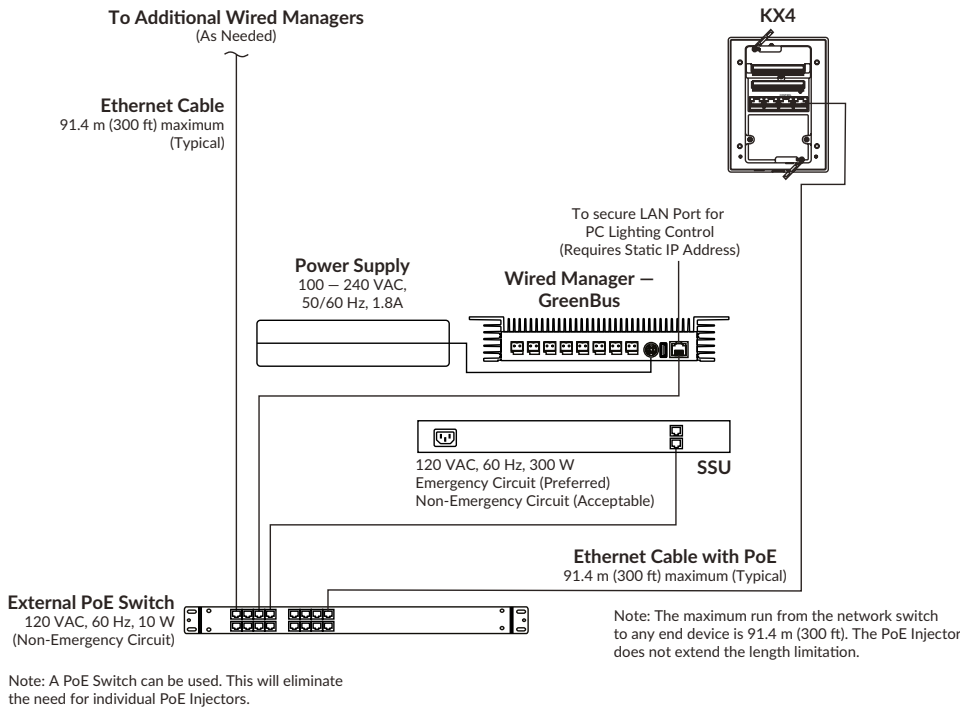


Wiring Diagrams

DALI Wiring



GreenBus Wiring



Screen Options

Control Area Name



Brightness Only



Brightness and Shade



Brightness and Tunable White



Brightness, Tunable White, and Shades



Mounting Option

Wall Mount

The KX4 Touchscreen should be mounted on the wall using the two mounting wings that are located on the top and bottom of the KX4 Touchscreen, which can be used to secure the KX4 Touchscreen to drywall in retrofit installations. Place the KX4 Touchscreen in the opening in the wall and tighten the mounting wing screws located on the front of the KX4 Touchscreen (bezel removed). The recommended mounting height is between 1.4 and 1.5 m (4.5 and 5 ft) from the ground. Use the included cardboard cut-out template to create the correct size opening in the wall.

