

WCR

Wireless Controlled Receptacle

Date: _____

Quantity: _____

Company: _____

Project: _____



The **Wireless Controlled Receptacle (WCR)** is a wireless plug load-controlled receptacle – the perfect “smart plug” for ON/OFF control for lamps, appliances, and electronic loads of up to 15A. The WCR is ideal for use in place of traditional wall receptacles with the added benefit of no additional control wiring required.

WCR works seamlessly with Encelium X wireless or hybrid systems and can be used to meet energy code requirements for IECC, ASHRAE 90.1, and 2019 Title 24, Part 6 space/area control, dimming, manual-ON/OFF, occupancy/vacancy control, and automatic shutoff requirements.

The WCR also helps prevent “standby” or “vampire” loads, which can waste energy by continuing to draw electricity when the device appears to be OFF. Products not in use or on standby account for as much as 25 percent of total electrical consumption in commercial buildings. Examples include task lighting, computers, monitors, cell phone chargers, A/V equipment, and other electronic devices that can be switched OFF at night without causing harmful consequences.

The WCR has two distinct outlets – the top outlet is always on, and the bottom outlet is wirelessly controlled. Available in white color, the WCR has a tamper-resistant design and aesthetically fits with other standard receptacles.

Works with

- Encelium X
- ▶ Wireless



Key Features & Benefits

- The top outlet is always ON, the bottom outlet is controlled
- The controlled outlet can be used for wireless ON/ OFF control of plugged-in electrical loads up to 15 amps, such as lamps, appliances, and electronics
- Easy replacement for regular receptacles, 120VAC, 15A
- Tamper-resistant (TR) receptacle meets the 2020 NEC code requirement
- Local ON/OFF switch control for connected loads
- Can be used to meet energy code requirements for IECC, ASHRAE 90.1, and 2019 Title 24, Part 6 space/area control, dimming, manual- ON/OFF, occupancy/vacancy control, and automatic shutoff requirements

ENCELIUM

Specifications

SENSING AND CONTROL

Control

- Wireless Communication

Wireless Range

- 15.2 to 30 m (50 to 100 ft)

Control Output

- Top receptacle is powered and bottom receptacle is controlled wirelessly

ELECTRICAL

Radio Frequency

- 2.4 GHz (IEEE 802.15.4)

Power Consumption

- 120 VAC at 10 mA AC (320 mW typical)

Load

- LED, CFL, Electronic Ballast at 120V, 1,200 VA
- Incandescent at 120V, 1,000 W
- Resistive at 120V, 1,800 W (15A)
- Motor at 120V, 1/2 HP

Transmitting Power

- 4.5 dBm

ENVIRONMENTAL

Operating Temperature

- -10° to 45°C (-14° to 113°F)

Storage Temperature

- -20° to 60°C (-4° to 140°F)

Relative Humidity

- < 85%

PHYSICAL

Dimensions (H x W x L)

- 101.6 x 41.1 x 44.4 mm (4 x 1.6 x 1.7 inches)

Weight

- 159 g (5.6 oz)

Housing Color

- White

Housing Material

- Polycarbonate

Mounting Option

- Junction Box Mount

WARRANTY

- For warranty details, refer to the full warranty documentation at encelium.com

CERTIFICATIONS & SAFETY

Approbations

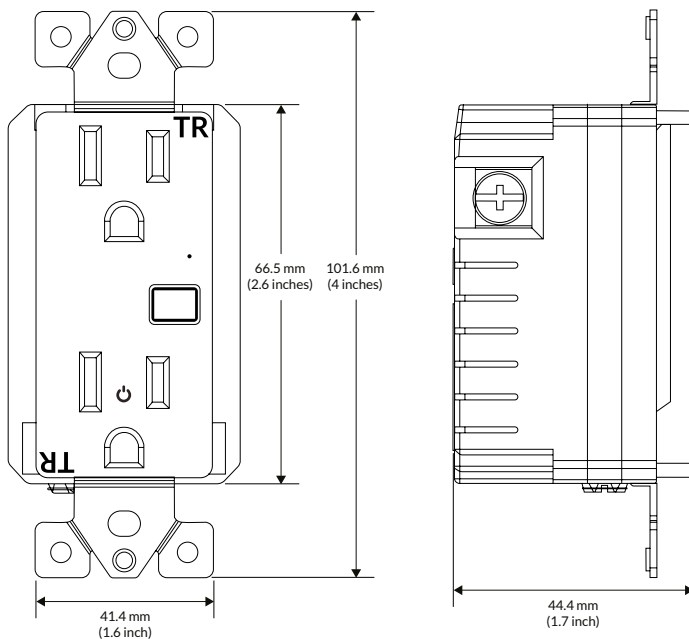
- UL
- FCC Certified, ZZH-ZSTLR (US)
- IC Certified, 23888-ZSTLR (Canada)
- Zigbee® 3.0 Certified

Environmental Suitability

- IP10



Dimensions

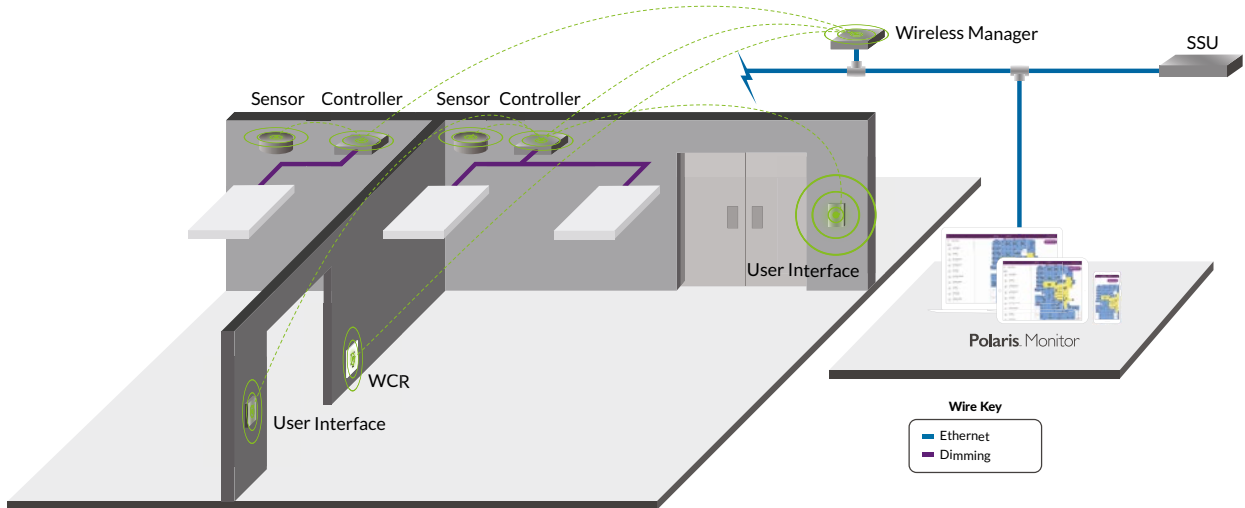


Ordering Information

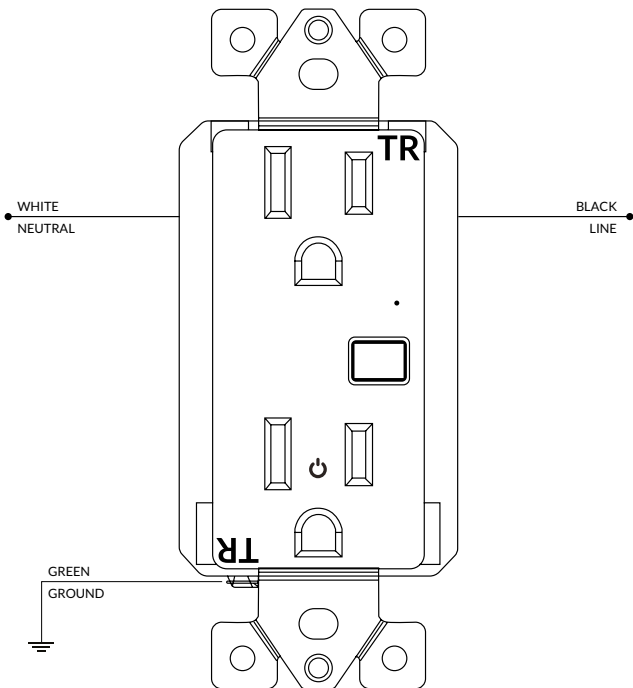
Ordering Code	Description	Approbation	Communication Network
ZSTLR-1HW	Wireless Controlled Receptacle	UL	Wireless

Wireless System Overview

This illustration shows how each component is easily integrated into the Encelium X Lighting Control System.



Wiring Diagram



Mounting Option

Junction Box Mount

Junction Box and Wall Plate are sold separately.

