

SSU

System Support Unit

Date: _____

Quantity: _____

Company: _____

Project: _____



The **System Support Unit (SSU)** is a key component in the Encelium X Lighting Control System. It hosts the Polaris software giving Facility Managers and Building Operators the ability to monitor and maintain their Encelium system. It enables them to change or modify light settings, schedules and other system settings. A typical building or campus requires one SSU per site.

Works with

- Encelium X
 - ▶ DALI Wired
 - ▶ GreenBus Wired
 - ▶ Wireless



Key Features & Benefits

- Provides seamless access for facility managers to monitor, analyze, and maintain the system
- Stores historical data relating to system performance like energy savings, occupancy usage
- Enables secure access to configure, analyze, and troubleshoot the Encelium X Lighting Control System
- Allows the end user to add additional functionality inherently built-in like BACnet® demand response and AV interface
- Maintains system configuration for easy recall

Specifications

SENSING AND CONTROL

Control

- DALI Communication
- GreenBus Communication
- Wireless Communication

Control Option

- Processor — Multi-Core Server

ELECTRICAL

Power Consumption

- 1 x 400 W (non-redundant)

Input Ratings

- 110/220V auto-ranging

ENVIRONMENTAL

Operating Temperature

- 10° to 35°C (50° to 95°F)

Operating Humidity

- 10 to 90%, non-condensing
- 28°C (82.4°F) maximum wet build temperature

Operating Vibration

- 3 to 200 Hz at 0.25 G maximum

Operating Shock

- 31 G at 2.6 ms maximum

PHYSICAL

Dimensions (H x W x D)

- 700 x 448 x 42.9 mm (27.6 x 17.6 x 1.7 inches)

Weight

- 14.3 kg (504 oz)

Housing Color

- Black

Housing Material

- Steel

Mounting Options

- Rack Mount
- Wall Mount
 - ▶ 4U Wall Mounted Rack (Optional and sold separately)

WARRANTY

- For warranty details, refer to the full warranty documentation at encelium.com

CERTIFICATIONS & SAFETY

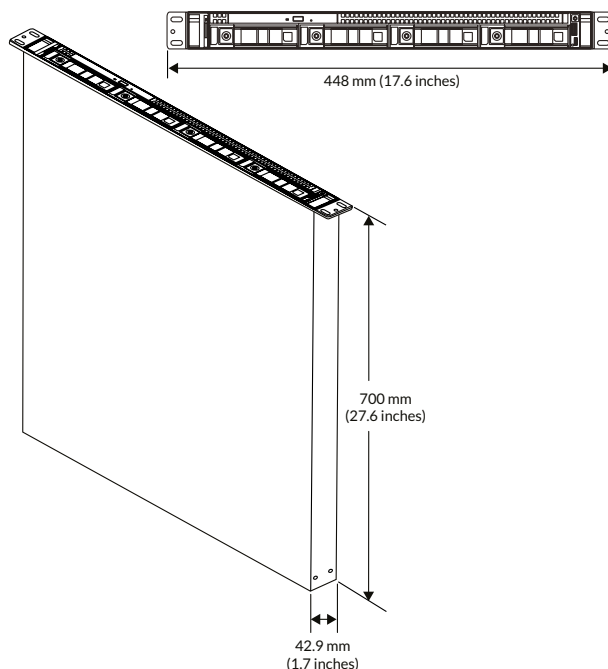
Approbations

- UL 60950
- CE
- FCC (U.S. Only) Class A, DOC (Canada) Class A
- CAN/CSA-C22.2 No. 60950



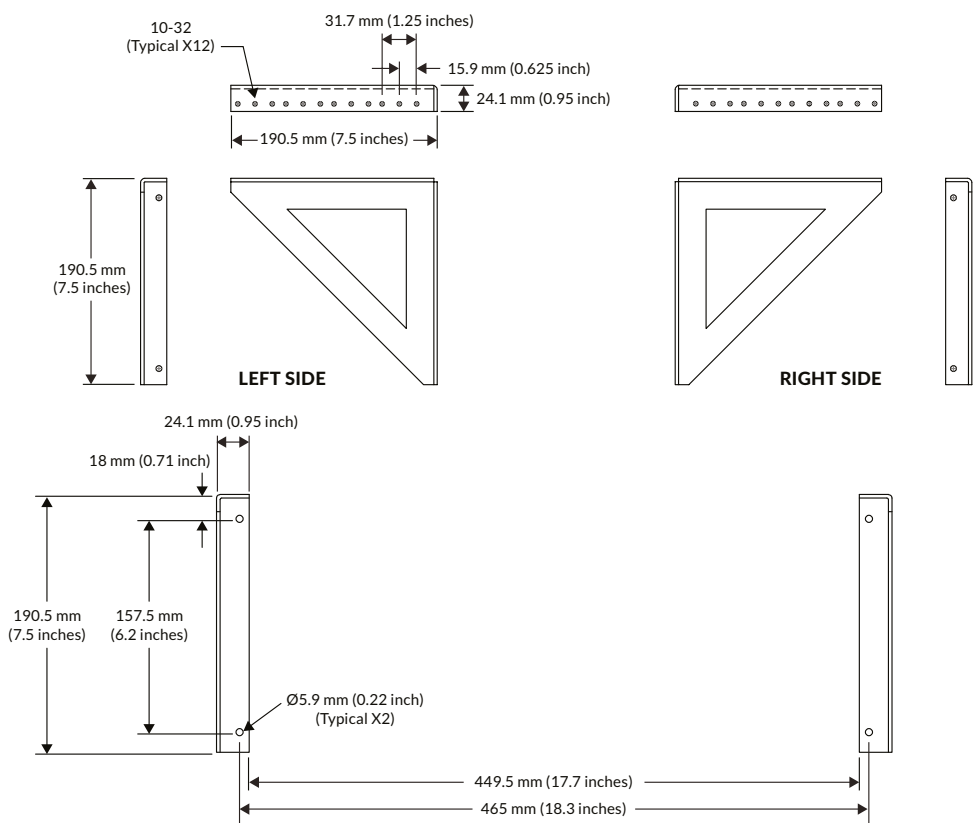
Dimensions

SSU



Dimensions (cont.)

Mounting Brackets



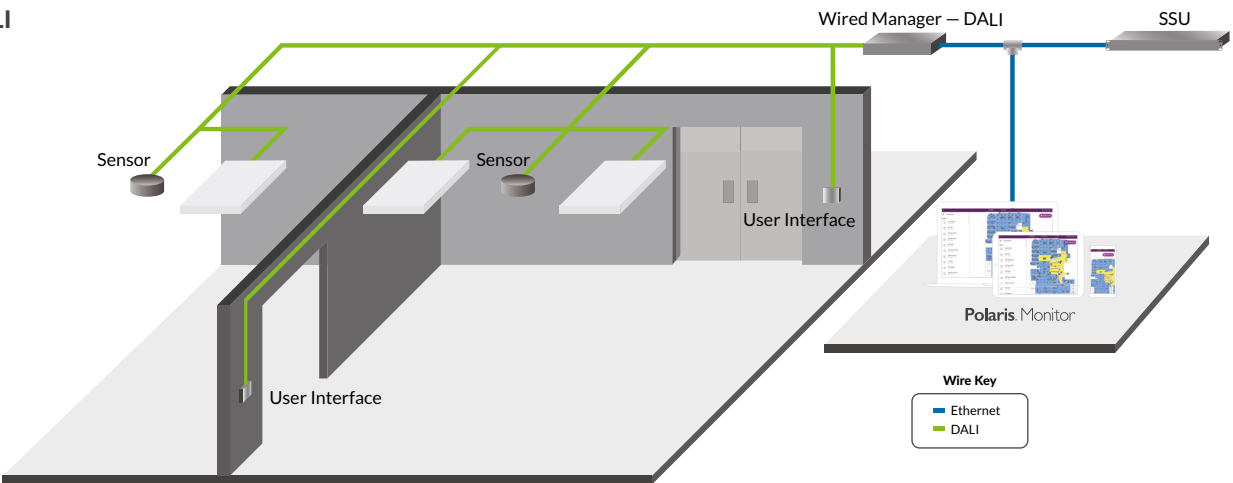
Ordering Information

Catalog #	Description	Approbations	System Compatibility
EN-SSU-X	Encelium X SSU	UL and CE	Encelium X
RCK-700	Wall Mounting Brackets	—	—

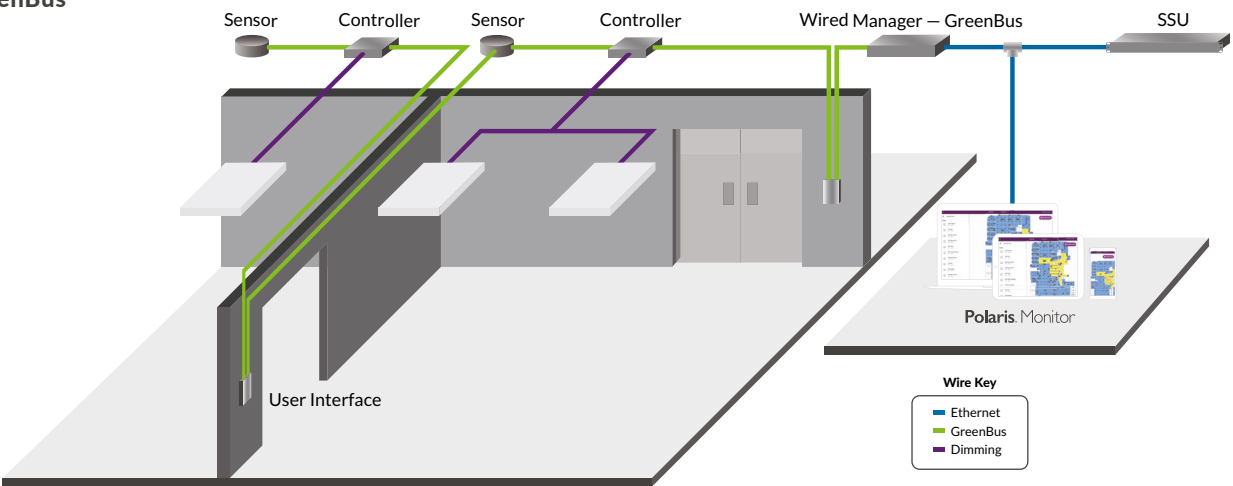
Wired System Overview

Encelium X enables you to control DALI devices exclusively or a mixture of DALI and GreenBus.

DALI

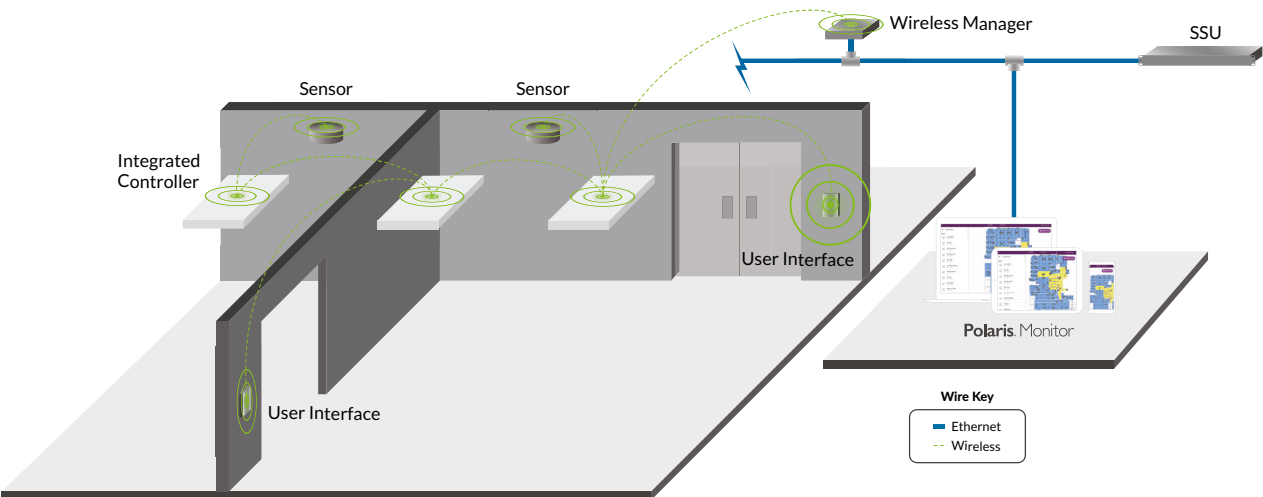


GreenBus



Wireless System Overview

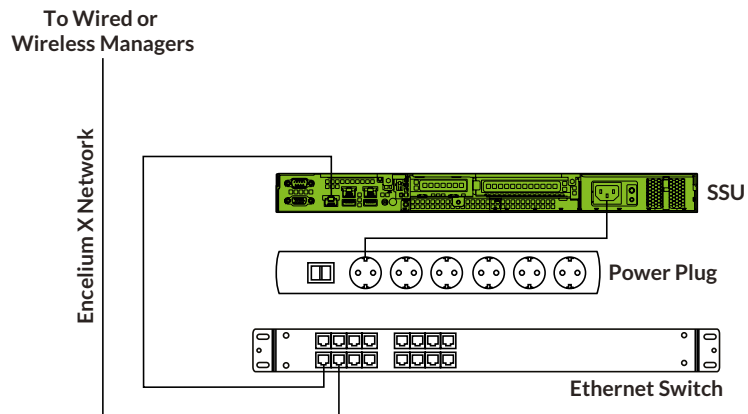
This illustration shows how each component is easily integrated into the Encelium X Lighting Control System.



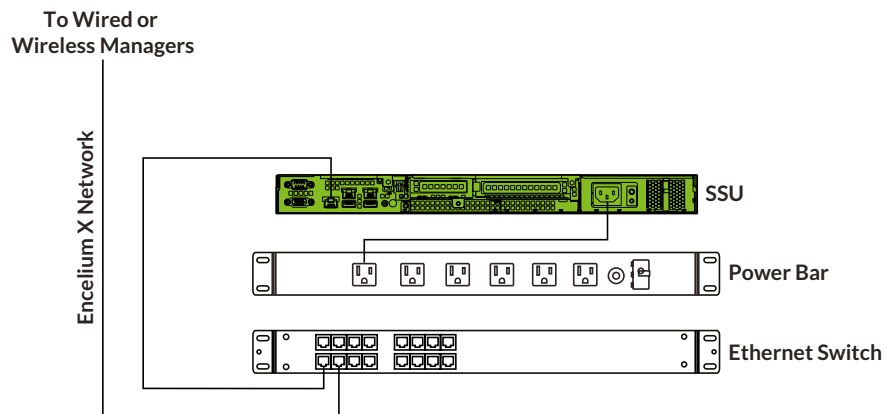
Wiring Diagrams

Encelium X Ethernet connections to Wired Manager, System Support Unit, Ethernet Switch, and Tenant LAN. To purchase additional Encelium components (Power Plug / Power Bar and Ethernet Switch shown below are sold separately) contact an Encelium Technical Support Specialist.

DALI Wiring



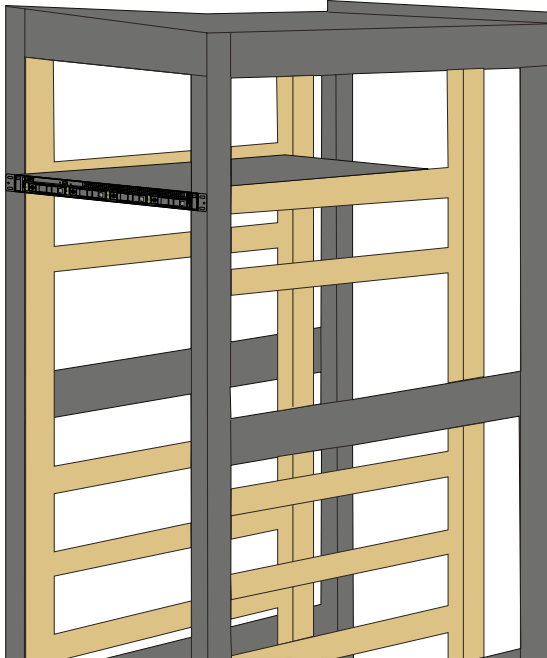
GreenBus Wiring



Mounting Options

Rack Mount

The 1U high SSU is designed for simple mounting in a standard 482.6 mm (19 inches) IT rack. Rack Mount hardware is included.



Wall Mount

The mechanical construction allows the SSU to be attached to a 482.6 mm (19 inches) wide bracket. Wall Mount brackets are sold separately.

