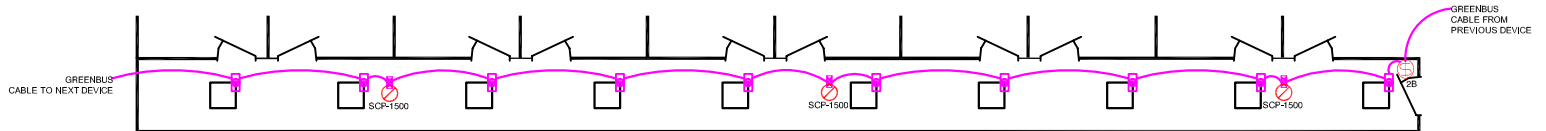


CORRIDOR ASHRAE 90.1-2010 INDIVIDUAL LUMINAIRE CONTROL WIRED SYSTEM



SEQUENCE OF OPERATION

- 1.) LIGHTS AUTOMATICALLY GO TO INDIVIDUAL BRIGHT WHEN OCCUPIED.
LIGHTS AUTOMATICALLY TURN OFF OR OPTIONAL DIM TO LOW WHEN SPACE BECOMES VACANT.
- 2.) MANUAL ON/OFF AND FULL RANGE DIMMING CONTROL OF ENTIRE SPACE.





DESIGN CONSIDERATIONS

- 1.) ENCELIUM BACKBONE IS NEEDED VIA SYSTEM SUPPORT UNIT (SSU) ALONG WITH A NETWORK SWITCH.
(REF DATA SHEET. LMS054)
- 2.) WIRED MANAGER (M) IS NEEDED WHICH CAN ACCOMMODATE UP TO 800 INDEPENDENT DEVICES.
(REF DATA SHEET. LMS093)
- 3.) TIME BASED CONTROLS CAN BE ENABLED AND INTEGRATION WITH BUILDING MANAGEMENT SYSTEM.
- 4.) IF EMERGENCY UL924 RATED DEVICE IS REQUIRED, WIRED MANAGER (M) IS RATED FOR CENTRAL SENSE, IF LOCAL SENSE IS REQUIRED A THIRD-PARTY DEVICE WILL BE NEEDED. (REF DATA SHEET. 1ESRN)

TYPICAL DESIGN WITH CONTROL INTENT

ILLUSTRATION ONLY, ELECTRICAL CONTRACTOR RESPONSIBLE FOR APPLICATION SPECIFIC WIRING.

LEGEND - ENCELIUM SYSTEM GREENBUS COMPONENTS

QTY	SYMBOL	DESCRIPTION
3	 SCP-1500	OCCUPANCY SENSOR, PIR, 360DEG, 1500 SQ.FT. COVERAGE, LOW VOLTAGE CEILING MOUNT. W/ENCELIUM SENSOR INTERFACE MODULE (SIM)
1	 2B	ENCELIUM LOW VOLTAGE - 2 BUTTON SWITCH WALL STATION - (2B)
10		LUMINAIRE CONTROL MODULE (LCM)
		GREENBUS CABLE. PRE-TERMINATED (18AWG X 2) MAXIMUM CONNECTED LENGTH OF WIRING IS 2500FT. PER CHANNEL