

# PS 30

## PS 30 Power Supply

Date: \_\_\_\_\_

Quantity: \_\_\_\_\_

Company: \_\_\_\_\_

Project: \_\_\_\_\_



The **PS 30** power supply has an output voltage of 24 VDC and output current of 1.3 A. It is suitable for a wide-range of applications and has a large input voltage range, so you are bound to find it useful in many professional lighting projects.

### Works with

- Encelium X
  - ▶ DALI Wired



### Key Features & Benefits

- Output voltage: 24 VDC
- Output current: 1.3 A
- Large input voltage range
- For use in a wide range of application
- Power Supply for:
  - Wired Manager – DALI
  - DALI Switch SO

## Specifications

---

### ELECTRICAL

#### Power Supply Output

- 24 VDC, 30 W, 1.3A

### ENVIRONMENTAL

#### Operating Temperature

- 0° to 45°C (32° to 113°F)

### PHYSICAL

#### Dimensions (H x W x D)

- 58 x 90 x 36 mm (2.3 x 3.5 x 1.42 inches)

#### Weight

- 120 g (4.2 oz)

#### Housing Color

- Dark Gray

#### Housing Material

- Plastic

#### Mounting Option

- DIN Rail Mount

### WARRANTY

- For warranty details, refer to the full warranty documentation at [encelium.com](http://encelium.com)

### CERTIFICATIONS & SAFETY

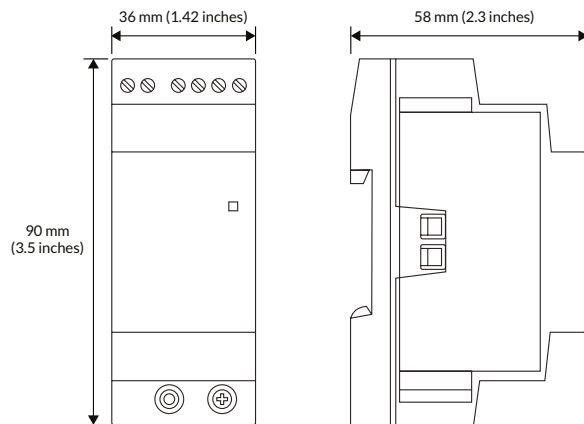
#### Approbations

- UL Listed
- CE



## Dimensions

---



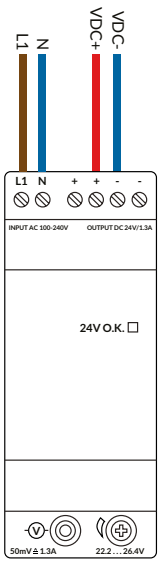
## Ordering Information

---

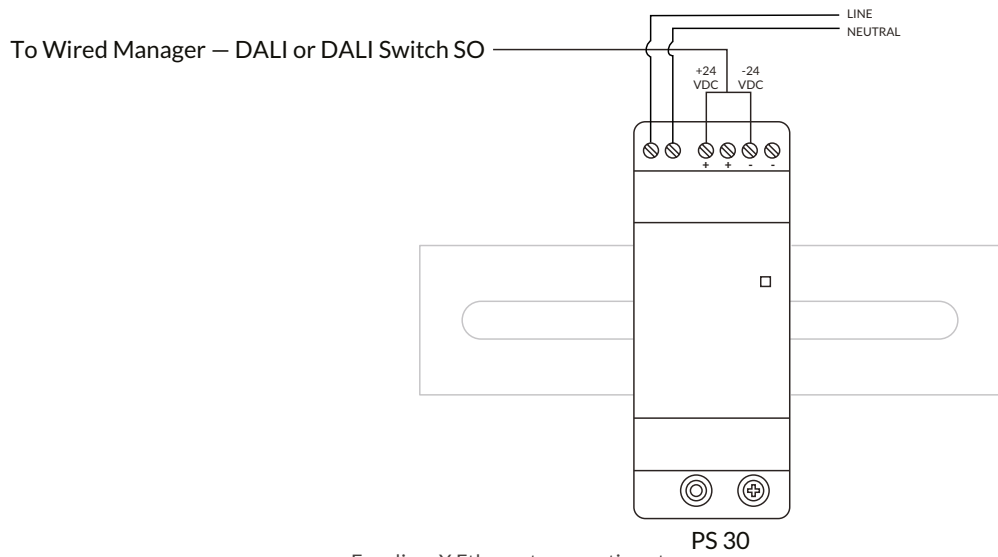
Ordering Code	Description	Approbations	Communication Network
4052899553880	PS 30 Power Supply	UL and CE	—

# Wiring Diagrams

## PS 30 Wiring



## PS 30 to Wired Manager – DALI Wiring



Encelium X Ethernet connections to  
Wired Manager – DALI, DALI Switch SO, System Support Unit, and Ethernet Switch.

## Mounting Option

---

### DIN Rail Mount

