


# Encelium Wireless Push Button Coupler



## System Compatibility

- Works with the Encelium® Extend Networked Light Management System

The Encelium Wireless Push Button Coupler (WPBC) enables convenient control of light levels and works with the Encelium Light Management System. The WPBC is a binary input device for installation in flush-mounted boxes.

The device is powered by mains connection and an integral part of the Encelium System. The WPBC has 4 input channels for potential free contacts. Either switches or push buttons can be connected.

Each button (input) on the WPBC is field configurable to suit the desired control scheme in the installed space. This includes commands such as:

- Turn On or Turn Off
- Dim Up or Dim Down
- Recall Scene
- Toggle On/Off
- Changing and recall color temperature

## Key Features & Benefits

- Active ZigBee Mesh device (repeater function)
- Mains powered (no batteries)
- Up to 4 buttons connected and configurable
- Simple On/Off or multi-scene control
- Easy and versatile installation and wiring with color coded wires
- >50,000 h lifetime at  $t_a = 140^\circ\text{F}$  ( $60^\circ\text{C}$ )
- Compatible with standard recessed boxes

## Applications

- Offices
- Healthcare
- Public Buildings
- Education

## Ordering Information

Product Name	EAN10	EAN40	Pieces/Box
Encelium Wireless PB Coupler	4052899591561	4052899591578	60

## Specifications

### Input

- Nominal supply voltage: 230 V, 50/60 Hz
- Nominal power consumption: 0.2 – 1 W
- Galvanic insulation push button interface to mains: Basic insulation (use wires suitable for mains voltage)
- Number of inputs: 4
- Cable length: 11 inch (280 mm), extendable to 10 ft (3 m) maximum per channel
- Wire diameter: ~0.02 inch (0.55 mm), cross section 0.008 inch<sup>2</sup> (0.22 mm<sup>2</sup>)

### Wireless Interface

- Typical connectivity range: 49 ft (15 m), depending on mounting environment
- Frequency range: 2,400 – 2,483.5 MHz
- Radiated power: 8 dBm
- Communication standard: ZigBee

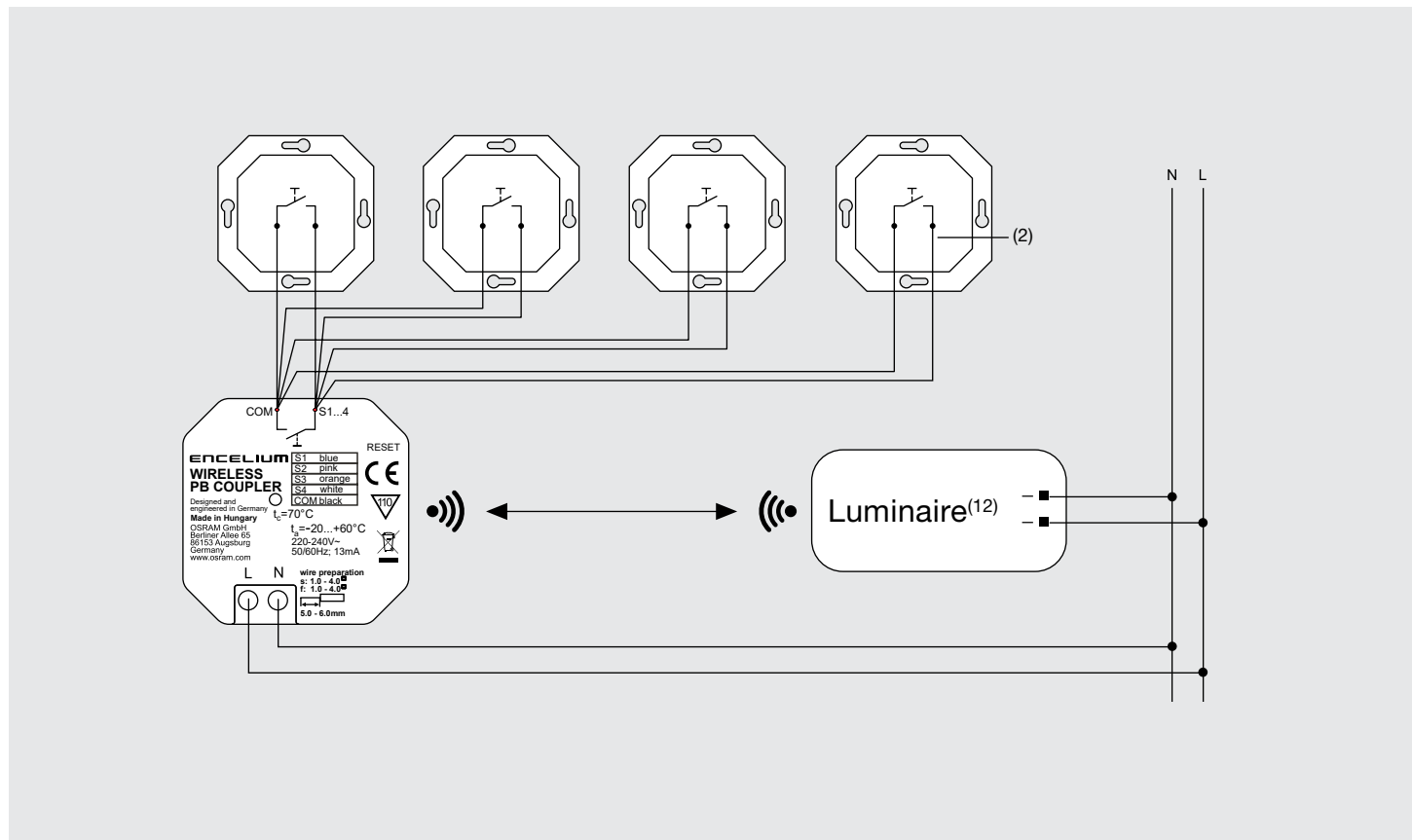
### Environmental

- Ambient temperature range  $t_a$ : -4° – 140° F (-20° – 60° C)
- Maximum allowed case temperature  $t_c$ : 158° F (70° C) measured on  $t_c$  point (see dimension drawing),  $t_c$  may not exceed
- Maximum case temperature in fault condition: 230° F (110° C)
- Storage temperature range: -13° – 185° F (-25° – 85° C)
- Relative Humidity: 5% – 85% RH non-condensing
- Environmental rating: Indoor
- IP Rating: IP20
- Expected lifetime: 50,000 hours at  $t_a = 140°$  F (60° C)

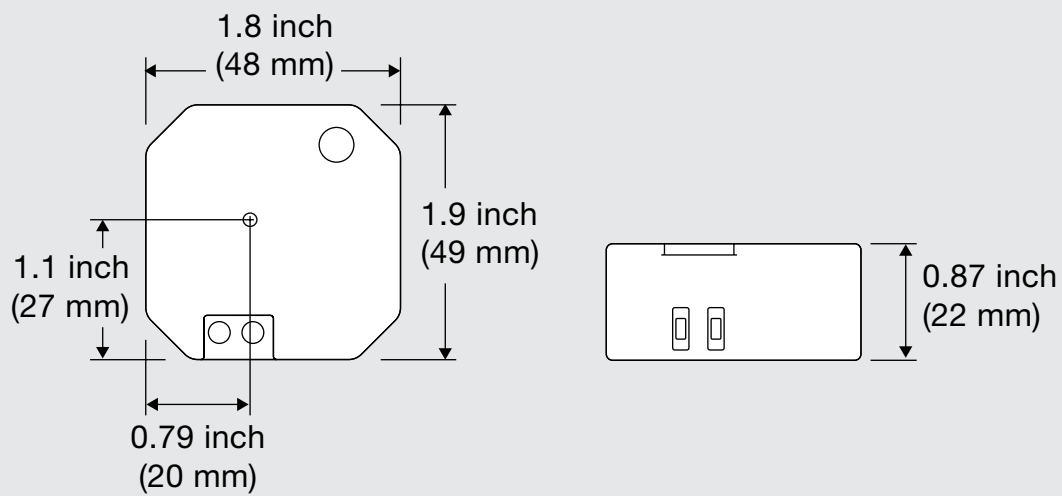
### Regulatory

- CE

## Wiring Diagram



## Dimensions



### BUILDING CONTROL SYSTEMS

2240 Campbell Creek Blvd. #110

Richardson, Texas 75082 USA

Tel: 888.531.7573

[www.encelium.com](http://www.encelium.com)

© 2023 Legrand. All Rights Reserved 05.2023

ENCELIUM