

# DALI Switch SO

## DALI Switch Relay Module

Date: \_\_\_\_\_

Quantity: \_\_\_\_\_

Company: \_\_\_\_\_

Project: \_\_\_\_\_



The **DALI Switch SO** provides the capability to switch non-dimming loads within a DALI based Encelium X Lighting Control System. Once connected to an Encelium X System, the connected loads can participate in all aspects of the systems capabilities:

- Manual (push button) control
- Time Scheduling
- Occupancy Control etc.

The DALI Switch has 3 relays that can be controlled and configured independently. Each relay has an ohmic load capacity of 6A.

The DALI switch is DIN Rail mounted and is powered with an external 24V power supply.

### Works with

- Encelium X
  - ▶ DALI Wired



### Key Features & Benefits

- DALI-controlled switch output for incandescent lamps, QT, OT, PT, HT control gear
- 3 independent relay contacts
- 6A ohmic load capacity of switching contacts
- Individually addressable contacts

## Specifications

### SENSING AND CONTROL

#### Control

- DALI Communication

#### Control Options

- DALI standard (IEC 62386-102, 62386-201)
- 3 control outputs

### ELECTRICAL

#### Power Consumption

- 5 W

#### Power Supply

- 24V
- Requires dedicated power supply<sup>1</sup>

#### Load Contact

- 6A

### ENVIRONMENTAL

#### Operating Temperature

- 0° to 45°C (32° to 113°F)

### PHYSICAL

#### Dimensions (H x W x D)

- 62 x 96 x 54 mm (2.4 x 3.8 x 2.1 inches)

#### Weight

- 155 g (5.5 oz)

#### Housing Color

- White

#### Housing Material

- Plastic

#### Mounting Option

- DIN Rail Mount

### WARRANTY

- For warranty details, refer to the full warranty documentation at [encelium.com](http://encelium.com)

### CERTIFICATIONS & SAFETY

#### Approbations

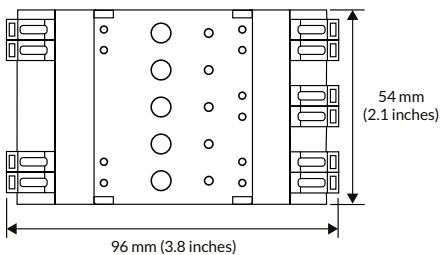
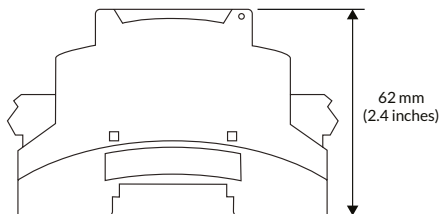
- CE, Class II

#### Environmental Suitability

- IP20



## Dimensions



## Ordering Information

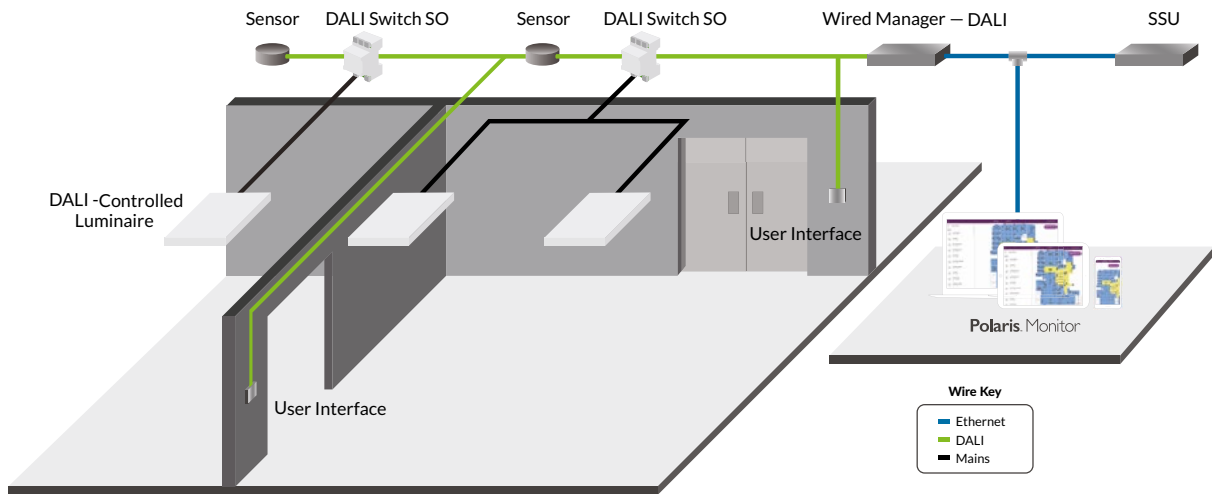
Ordering Code	Description	Approbations	Communication Network
4008321533364	DALI Switch SO	CE	DALI
4052899553880	PS 30 Power Supply	UL and CE	—

Note: Power Supply is sold separately.

Footnotes: <sup>1</sup> Powered by PS 30 power supply.

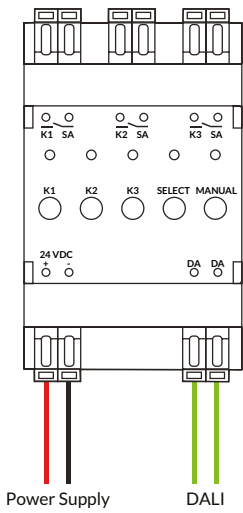
## Wired System Overview

Encelium Extend enables you to control DALI devices. With any Encelium wired design, you get a reliable, lighting control system that can be installed quickly and easily.

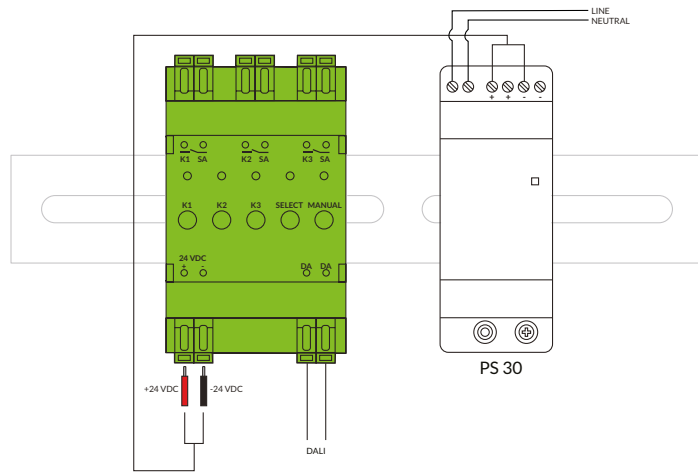


## Wiring Diagrams

DALI Switch SO Wiring



DALI Switch SO Wiring Diagram



## Mounting Option

### DIN Rail Mount

